

# CSC Systems Access Registration

Below are the required steps to activate the ePAR and eLearning applications on the MyNewJersey Portal page.

Please follow the directions below:

1. Navigate to the self-registration page below:  
[https://www.dnet-csc.nj.gov/NJ\\_ePar\\_Reg/](https://www.dnet-csc.nj.gov/NJ_ePar_Reg/)
2. Fill in Step 1 with your employee information and click Register.
  - a. If you are a state employee, please check the box *Check if you are a State Employee* If you need your employee ID, you can either find the information on your paystub or contact your HR department.
  - b. If you are using a Non State employee ID or an employee ID that begins with 999, please do not check the box and proceed to enter the requested information. Contact your HR office if you do not have the information to register.



## CSC Systems Access Registration

Step 1: Registration

Step 2: Link Application to your myNewJersey account

Step 3: Access ePAR and/or eLearning

☐ Check if you are a State Employee

User ID or Employee ID

First Name

Last Name

Email Address

Confirm Email Address

Cancel

Register

State of New Jersey Civil Service Commission

3. On Step 2 enter the myNewJersey Portal account you have associated with paystub, or create a new one if you do not have one.



**Link NJ Executive Branch Employee to Your myNewJersey Account**

Do you have a myNewJersey Logon ID?

☐ Yes

☐ No

**Forgot Your ID or Password?**

If you already have a myNewJersey logon ID, more information is available when you answer "Yes" at left.

**Why Do I Need a myNewJersey Logon ID?**

Here are [answers](#) to common questions.

- a. If you chose to create a new myNewJersey Portal account, you need to create a Logon ID and password. You will be also required to create a security question. There is a 5-minute time out during Step 2 of the registration process. If you are interrupted during this step, please close all windows and register later.



**Link ePAR to Your myNewJersey Account**

Do you have a myNewJersey Logon ID?

☐ Yes

☒ No

**Information To Create Your New myNewJersey Account**

Choose a myNewJersey Logon ID:

TestID

Choose a myNewJersey Password:

Retype the Password:

First name:

Last name:

If you forget your ID or password later, we'll ask you the following question. If you answer it correctly, we'll send your ID or a new password to your email address.

Question you want us to ask:

Your answer:

Email address:

Retype your email address:

**Forgot the Logon ID to a myNewJersey account you already set up?**

If you created a myNewJersey Logon ID before but forgot what it is, we can send it to you by [clicking here](#). Don't create another logon ID.

Next


**Forgot Your ID or Password?**

If you already have a myNewJersey logon ID, more information is available when you answer "Yes" at left.


**Why Do I Need a myNewJersey Logon ID?**

Here are [answers](#) to common questions.

- b. Complete the required information for your portal logon and then click "Next".
4. Once you have completed the steps you will automatically be brought to the portal home page. You will see the Civil Service Commission applications.


 OFFICIAL SITE OF THE STATE OF NEW JERSEY

Governor Phil Murphy • Lt. Governor Sheila Oliver  
NJ.gov | Services | Agencies | FAQs

 powered by nj.gov

Welcome | [logout](#) | [my account](#) | [auth code](#) | [layout](#) | [help](#)

Civil Service Commission Applications

New Jersey Events  
 [Travel Guide](#)

[Locate Events](#) | [Travel & Tourism Home](#) | [Add an Event](#)

Center for Learning and Improving Performance (Training)

[eLearning](#)  
[ePAR](#)  
[ePAR User Guide](#)  
[Gender Survey](#)

Statewide

[Governor Phil Murphy](#)  
[Lt. Governor Sheila Oliver](#)  
[NJ Home](#)  
[Services A to Z](#)  
[Departments/Agencies](#)  
[FAQs](#)  
[Contact Us](#)  
[Privacy Notice](#)  
[Legal Statement & Disclaimers](#)  
[Accessibility Statement](#)

- To make sure everything works, close all browsers, then open a new browser, and try to log back in to the myNewJersey Portal by navigating to <http://nj.gov>.
- Your portal account should now correctly show the ePAR and eLearning applications under the Civil Service Commission Applications section.

Civil Service Commission Applications

Center for Learning and Improving Performance (Training)

[eLearning](#)  
[ePAR](#)  
[ePAR User Guide](#)  
[Gender Survey](#)